

8. How do I add a tint to resins?

Usually, resins can be colored with acrylics, oils, or dyes. The resins consist of a base and a catalyst; add the tint to the base until the desired color is achieved, and then mix in the catalyst.




9. How do you make a small stream?

We start by forming small dams using Water Texture which will later contain the transparent resin. Add more product, this time using a syringe to form waterfalls. Once dry, accentuate the current using white paint. Use artificial snow and glitter varnish to make small splashes. For flatter and deeper areas, use resin. One option is to introduce dry leaves at the bottom of the water. To do this, mix the leaves with fresh resin and distribute them at the water's base. Pour the resin and add more leaves to the water, and include a few at the water's surface. Once dry, the resin has a completely flat appearance, upon which you can use Water Texture to add currents and wave effects.






4.4




4.5



4.6



4.7



4.8



4.9



4.10

5. How do we make our own fuel drums?

An easy way to make drums is with tin foil. We use a tube with the diameter we need and glue on copper wire rings that simulate the shape of the drum. Place it over a piece of tin and press with fingers. The best way to mark lines is to push them in with a piece of wood. On the resulting piece, glue on the edge and add the ends and the filler cap which we cut out with a punch.



5.1



5.2



5.3



5.4



5.5



5.6



5.7

8. Message in a bottle

